

# Transportation Logistics 101

By Ground, Sea, Air or Rail, We Make It Happen!  
Here's How...



Each month, over \$95 billion in transborder freight moves between Canada, the United States, and Mexico. How do your goods make it safely—and on time—from Point A to Point B?

How does freight move around North America each year?

by truck **\$721B**

by rail **\$174B**

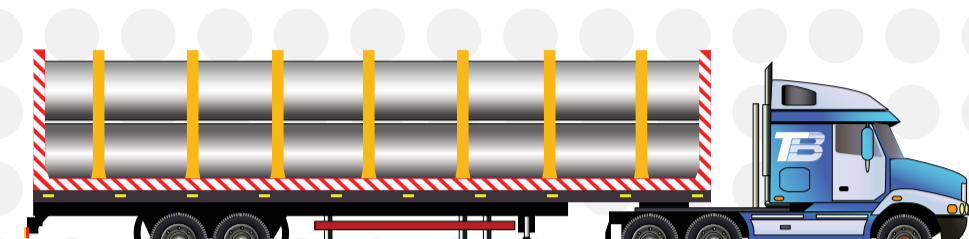
by sea **\$76B**

by air **\$44B**


**\$1T+**

the value of the North American logistics market in 2019

## By Land



Liquid




Ground Expedited/  
Last-Mile

**6%**

of all full-time jobs in the U.S. are in trucking



LTL




Rail/Intermodal

**10.8B**

tons of freight moved by U.S. trucks in 2017—that's 30lbs of goods for every man, woman and child



FTL



Refrigerated

**\$700B**


revenue generated by the U.S. trucking industry in 2017, close to the entire GDP of Switzerland

## By Sea

40' vs 53' containers  
What's the difference?

**37%** more space

- lowers the per-unit shipment cost for customers
- reduces the overall supply chain footprint
- shortens the time to deliver to the end-user



**90%**

of containers imported to Puerto Rico come from mainland U.S.—and **88%** of those from Jacksonville, FL

## By Rail and Air

**30%**

Electronics and machinery are the top commodity for shipping by air, making up 30% of air cargo tonnage.

**91%**

Containers accounted for 47% of intermodal volume in 1990, 69% in 2000, and 91% in 2018.

**57 tons**

Together with trucks and maritime shippers, freight railroads annually carry nearly 57 tons of freight per American each year.

## Questions to Help You Choose a Logistics Provider

1. How long have you been in business?
2. Are you asset-based?
3. What are your core services?
4. Is your business growing or expanding, or contracting?
5. Do you service my entire route?
6. Do you support EDI?
7. How do you differ from the competition?
8. Who is my point of contact how will we communicate?

## How We Make It Happen

**3500+**

combined units, both 40' & 53'

**17**

offices in U.S. and Caribbean

**3000+**

chassis

**20,000+**

carrier partners

**#1**

Voted top Ocean Carrier in Quest for Quality Awards

**100+**

owner-operators

**200+**

employees; voted 'Inc Best Workplace of 2020' and #1 Place to Work in Jacksonville, FL

Coast-to-coast coverage throughout U.S., Canada & Mexico

Dry & refrigerated rail service | Private container & chassis fleet

Door-to-door solutions

### Sources:

Freight Rail & Intermodal - Association of American Railroads  
Bureau of Transportation Statistics - Intermodal  
Bureau of Transportation Statistics - North American Freight by Mode  
Business Insider  
Transport Topics

CIA Factbook  
American Trucking Association  
U.S. Department of Transportation Federal Highway Administration  
Puerto Rico Chamber of Commerce  
IMARC Group - North America Logistics Market

**Trailer Bridge**  
We Make It Happen.

Call today to quote a lane:  
**800.727.3859**

1.844.TBSHIPS (1.844.827.4477)

Corporate Office: 10405 New Berlin Rd

Jacksonville, FL 32226, USA



[www.trailerbridge.com](http://www.trailerbridge.com)